


Introductory sub-table (I)(a)			
Name of the Company : DYNEMIC PRODUCTS LIMITED			
Scrip Code, Name of the scrip, class of security : 532707			
Quarter ended : 31/12/2012			
Partly paid-up shares:-	No. of partly paid-up shares	As a % of total no. of partly paid-up shares	As a % of total no. of shares of the company
Held by promoter/promoter group	0	0	0
Held by public	0	0	0
Total - D	0	0	0
Outstanding convertible securities:-	No. of outstanding securities	As a % of total no. of outstanding convertible securities	As a % of total no. of shares of the company, assuming full conversion of the convertible securities
Held by promoter/promoter group	0	0	0
Held by public	0	0	0
Total - E	0	0	0
Warrants:-	No. of warrants	As a % of total no. of warrants	As a % of total no. of shares of the company, assuming full conversion of warrants
Held by promoter/promoter group	0	0	0
Held by public	0	0	0
Total - F	0	0	0
Total paid-up capital of the company, assuming full conversion of warrants and convertible securities	11328449		100

For Dymic Products Limited

BK
Bhagwandas K. Patel
Managing Director



Statement Showing Shareholding Pattern

Category code	Category of Shareholder	Number of Shareholders	Table (I)(a)		Total shareholding as a percentage of total number of shares		Shares Pledged or otherwise encumbered	
			Total number of shares	Number of shares held in dematerialized form	As a percentage of (A+B) ¹	As a percentage of (A+B+C)	Number of shares	As a percentage
(I)	(II)	(III)	(IV)	(V)	(VI)	(VII)	(VIII)	(IX) = (VIII)/(IV)*100
(A)	Shareholding of Promoter and							
1	Indian							
(a)	Individuals/ Hindu Undivided Family	28	4588121	4588121	40.50	40.50	0	0.00
(b)	Central Government/ State Government(s)	0	0	0	0.00	0.00	0	0.00
(c)	Bodies Corporate	1	147000	147000	1.30	1.30	0	0.00
(d)	Financial Institutions/ Banks	0	0	0	0.00	0.00	0	0.00
(e)	Any Others(Specify)	0	0	0	0.00	0.00	0	0.00
	Sub Total(A)(1)	29	4735121	4735121	41.80	41.80	0	0.00
2	Foreign							
a	Individuals (Non-Residents Individuals/ Foreign Individuals)	0	0	0	0.00	0.00	0	0.00
b	Bodies Corporate	0	0	0	0.00	0.00	0	0.00
c	Institutions	0	0	0	0.00	0.00	0	0.00
d	Any Others(Specify)	0	0	0	0.00	0.00	0	0.00
	Sub Total(A)(2)	0	0	0	0.00	0.00	0	0.00
	Total Shareholding of Promoter and	29	4735121	4735121	41.80	41.80	0	0.00
(B)	Public shareholding							
1	Institutions							
(a)	Mutual Funds/ UTI	0	0	0	0.00	0.00	0	0.00
(b)	Financial Institutions / Banks	0	0	0	0.00	0.00	0	0.00
(c)	Central Government/ State Government(s)	0	0	0	0.00	0.00	0	0.00
(d)	Venture Capital Funds	0	0	0	0.00	0.00	0	0.00
(e)	Insurance Companies	0	0	0	0.00	0.00	0	0.00
(f)	Foreign Institutional Investors	0	0	0	0.00	0.00	0	0.00
(g)	Foreign Venture Capital Investors	0	0	0	0.00	0.00	0	0.00
(h)	Any Other (specify)	0	0	0	0.00	0.00	0	0.00
	Sub-Total (B)(1)	0	0	0	0.00	0.00	0	0.00
B 2	Non-institutions							
(a)	Bodies Corporate	130	423657	423657	3.74	3.74	0	0.00
(b)	Individuals				0.00	0.00		
I	Individuals -i. Individual shareholders holding nominal share capital up to Rs 1 lakh	8530	3867423	3544712	34.14	34.14	0	0.00
II	ii. Individual shareholders holding nominal share capital in excess of Rs. 1 lakh.	62	2203210	2057210	19.45	19.45	0	0.00
(c)	Trusts	6	1185	1185	0.01	0.01	0	0.00

(c-i)	Clearing Member	7	2265	2265	0.02	0.02	0	0.00
(c-ii)	NRI (Repat)	34	95588	95588	0.84	0.84	0	0.00
	Sub-Total (B)(2)	8769	6593328	6124617	58.20	58.20	0	0.00
(B)	Total Public Shareholding (B)= (B)(1)+(B)(2)	8769	6593328	6124617	58.20	58.20	0	0.00
	TOTAL (A)+(B)	8798	11328449	10859738	100.00	100.00	0	0.00
(C)	Shares held by Custodians and against which Depository Receipts have been issued							
1	Promoter and Promoter Group	0	0	0	0	0.00	0	0.00
2	Public	0	0	0	0	0.00	0	0.00
	Sub-Total (C)	0	0	0	0	0	0	0
	GRAND TOTAL (A)+(B)+(C)	8798	11328449	10859738	0	100.00	0	0.00



For Dymenic Products Limited

 Bhagwandas K. Patel
 Managing Director

(b) Statement showing holding of securities (including shares, warrants, convertible securities) of persons belonging to the category "Promoter and Promoter Group"

S. N.	Name of the shareholder	Details of Shares held		Encumbered shares (*)			Details of warrants		Details of convertible securities		Total shares (including underlying shares assuming full conversion of warrants and convertible securities) as a % of diluted share capital
		Number of shares held	As a % of grand total (A)+(B)+(C)	No.	As a percentage	As a % of grand total (A)+(B)+(C) of sub-clause (I)(a)	No. of warrants held	As a % total number of warrants of the same class	Number of convertible securities held	As a % total number of convertible securities of the same class	
(i)	(ii)	(iii)	(iv)	(v)	(vi)=(v)/(iii)*100	(vii)	(viii)	(ix)	(x)	(xi)	(xii)
1	BHAGWANDAS KALIDAS PATEL	1114245	9.84		0.00	0.00		0		0	
2	DASHRATHBHAI PRAHLADDAS PATEL - HUF	545000	4.81		0.00	0.00		0		0	
3	RAMESHKUMAR BHAGWANDAS PATEL	671018	5.92		0.00	0.00		0		0	
4	MAHENDRA KALIDAS PATEL	28200	0.25		0.00	0.00		0		0	
5	KANTILAL KALIDAS PATEL	55150	0.49		0.00	0.00		0		0	
6	JAYANTILAL KALIDAS PATEL	23850	0.21		0.00	0.00		0		0	
7	LALBHAI MANORBHAI PATEL	15500	0.14		0.00	0.00		0		0	
8	HASMUKHBHAI MORARBHAI PATEL	2600	0.02		0.00	0.00		0		0	
9	DAHAYABHAI NATHABHAI PATEL	13800	0.12		0.00	0.00		0		0	
10	KAMLESHKUMAR JOITARAM PATEL	17700	0.16		0.00	0.00		0		0	
11	KIRTI BHAGWANDAS PATEL	43200	0.38		0.00	0.00		0		0	
12	VIMLA BHAGWANDAS PATEL	68630	0.61		0.00	0.00		0		0	
13	RAJULABEN JAYANTIBHAI PATEL	24113	0.21		0.00	0.00		0		0	
14	SOBHANABEN M. PATEL	43943	0.39		0.00	0.00		0		0	
15	VISHNU BHAGWANDAS PATEL	85406	0.75		0.00	0.00		0		0	
16	DALSHIBEN B. PATEL	30000	0.26		0.00	0.00		0		0	
17	LILABEN DASARATHBHAI PATEL	104730	0.92		0.00	0.00		0		0	
18	DASHARATHBHAI P. PATEL	667330	5.89		0.00	0.00		0		0	
19	PALAK DASHRATHBHAI PATEL	98000	0.87		0.00	0.00		0		0	
20	MUKESHKUMAR BHAGWANDAS PATEL	109357	0.97		0.00	0.00		0		0	
21	CHEITNA MUKESHKUMAR PATEL	71640	0.63		0.00	0.00		0		0	
22	DIXIT BHAGWANBHAI PATEL	131675	1.16		0.00	0.00		0		0	
23	D.N.PATEL (H.U.F)	500000	4.41		0.00	0.00		0		0	
24	BHAGWATIBEN K. PATEL	43465	0.38		0.00	0.00		0		0	
25	KAMINIBEN V. PATEL	38500	0.34		0.00	0.00		0		0	
26	MITTAL D PATEL	2450	0.02		0.00	0.00		0		0	
27	HANSABEN RAMESHBHAI PATEL	20425	0.18		0.00	0.00		0		0	
28	DYNEMIC HOLDINGS PRIVATE LIMITED	147000	1.30		0.00	0.00		0		0	
29	BHAGWANDAS K. PATEL (HUF)	18194	0.16		0.00	0.00		0		0	
	TOTAL	4735121	41.80	0	0.00	0.00	0	0	0	0	0

The term "encumbrance" has the same meaning as assigned to it in regulation 28(3) of the SAST Regulations, 2011

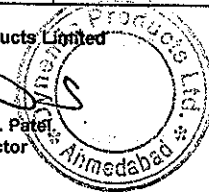
For Dymic Products Limited

 Bhagwandas K. Patel
 Managing Director


(I)(c)(i) Statement showing holding of securities (including shares, warrants, convertible securities) of persons belonging to the category "Public" and holding more than 1% of the total number of shares?

Sr. No.	Name of the shareholder	Number of shares held	Shares as a percentage of total number of shares (i.e., Grand Total (A)+(B)+(C) indicated in Statement at para (I)(a) above)	Details of warrants		Details of convertible securities		Total shares (including underlying shares assuming full conversion of warrants and convertible securities) as a % of diluted share capital
				Number of warrants held	As a % total number of warrants of the same class	Number of convertible securities held	% w.r.t total number of convertible securities of the same class	
1	Shashikant P. Patel	570127	5.03	0	0	0	0	0
TOTAL		570127	5.03	0	0	0	0	0

For Dymenic Products Limited

BK S
Bhagwandas K. Patel
Managing Director

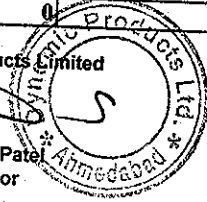


(I)(c)(ii) Statement showing holding of securities (including shares, warrants, convertible securities) of persons (together with PAC) belonging to the category "Public" and holding more than 5% of the total number of shares of the company

Sr. No.	Name(s) of the shareholder(s) and the Persons Acting in Concert (PAC) with them	Number of shares	Shares as a percentage of total number of shares {i.e., Grand Total (A)+(B)+(C) indicated in Statement at para (I)(a) above}	Details of warrants		Details of convertible securities		Total shares (including underlying shares assuming full conversion of warrants and convertible securities) as a % of diluted share capital
				Number of warrants	As a % total number of warrants of the same class	Number of convertible securities held	% w.r.t total number of convertible securities of the same class	
1	Shashikant P. Patel	570127	5.03	0	0	0	0	0
TOTAL		570127	5.03	0	0	0	0	0

For Dynamic Products Limited

BK
Bhagwandas K. Patel
Managing Director




(I)(d) Statement showing details of locked-in shares

Sr. No.	Name of the shareholder	Number of locked-in shares	Locked-in shares as a percentage of total number of shares {i.e., Grand Total (A)+(B)+(C) indicated in Statement at para (I)(a) above}
1		0	0.00
TOTAL		0	0.00

For Dymnic Products Limited

BK


Bhagwandas K. Patel
Managing Director



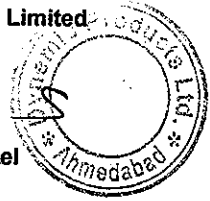
(II)(a) Statement showing details of Depository Receipts (DRs)

Sr. No.	Type of outstanding DR (ADRs, GDRs, SDRs, etc.)	Number of outstanding DRs	Number of shares underlying outstanding DRs	Shares underlying outstanding DRs as a percentage of total number of shares {i.e., Grand Total (A)+(B)+(C) indicated in Statement at para (I)(a) above}
1				0.00
2				0.00
3				0.00
4				0.00
5				0.00
TOTAL		0	0	0.00

For Dymemic Products Limited



Bhagwandas K. Patel
Managing Director



(II)(b) Statement showing holding of Depository Receipts (DRs), where underlying shares held by "promoter/promoter group" are in excess of 1% of the total number of shares

Sr. No.	Name of the DR Holder	Type of outstanding DR (ADRs, GDRs, SDRs, etc.)	Number of shares underlying outstanding DRs	Shares underlying outstanding DRs as a percentage of total number of shares {i.e., Grand Total (A)+(B)+(C) indicated in Statement at para (I)(a) above}
1				0.00
2				0.00
3				0.00
4				0.00
TOTAL			0	0.00

For Dynemic Products Limited

BK S
Bhagwandas K. Patel
Managing Director

