

15th November, 2022

To,
BSE Limited
PJ Towers, Dalal Street,
Mumbai 400 001

National Stock Exchange of India Limited
Exchange Plaza, Plot No. C/1, G Block
Bandra-Kurla Complex, Bandra (East)
Mumbai – 400 051

Scrip code : 532707

Trading Symbol : DYNPRO

Dear Sir,

Sub : Presentation on the Unaudited Financial Results for the Quarter ended September 30, 2022

Pursuant to Regulation 30 of the Securities and Exchange Board of India (Listing Obligations and Disclosure Requirements) Regulations, 2015, please find enclosed a presentation on the Unaudited Financial Results of the Company for the Quarter ended September 30, 2022 for the results announced on 14th November, 2022.

The aforesaid presentation is also being hosted on the website of the Company, www.dynemic.com in accordance with the Regulation 46 of SEBI (Listing Obligations and Disclosure Requirements) Regulations, 2015.

Please take the same on record.

Thanking you,

Yours faithfully,
For Dynemic Products Limited

Varsha Mehta
Company Secretary

Encl : As above

DYNEMIC PRODUCTS LTD.

Reg. office : B 301, Satyamev Complex-1, Opp. Gujarat High Court,
S.G. Road, Ahmedabad, 380060, Gujarat, India,
E-mail : info@dynemic.com, Website : www.dynemic.com
Tel : +91-79-27663071, CIN : L24100GJ990PLC013866

Unit – I : 6401,6402,6415,6416,6400,6400/1 ,GIDC Estate, Ankleshwar 393 002
Unit – II : 3709/6, 3710/1,3710/3, GIDC Estate, Ankleshwar 393 002
Unit – III : D/3/3/1, GIDC Estate, Dahej 392 130

Dynemic Products Ltd.

Investor Presentation

November 2022

Disclaimer



This presentation does not provide individually tailored advice but is an effort to express views that may be considered debatable, and may not conform to different views on the topic and does not contain any information of strategic nature emerging from Dynemic Products Limited.

The Company has prepared this presentation based on information available to it, including information derived from public sources that have not been independently verified. While reasonable efforts have been made to provide reliable information through this presentation, no representation or warranty, express or implied, is provided in relation to the fairness, accuracy, correctness, completeness or reliability of the information, opinions or conclusions expressed herein. Neither the Company nor anyone else accepts any liability whatsoever for any loss, howsoever, arising from use or reliance on this presentation or its contents or otherwise arising in connection therewith.

This presentation is not intended to be relied upon as advice to investors or potential investors and does not take into account the investment objectives, financial situation or needs of any investor. The information contained herein does not purport to be all inclusive or to contain all of the information a prospective or existing investor may desire. All investors should conduct their own investigation and analysis of the Company and consider such factors in consultation with a professional advisor of their choosing when deciding if an investment is appropriate.

This presentation may contain forward looking statements including statements regarding our intent, belief or current expectations. While due care has been used in the preparation of forecast information, actual results may vary in a materially positive or negative manner.

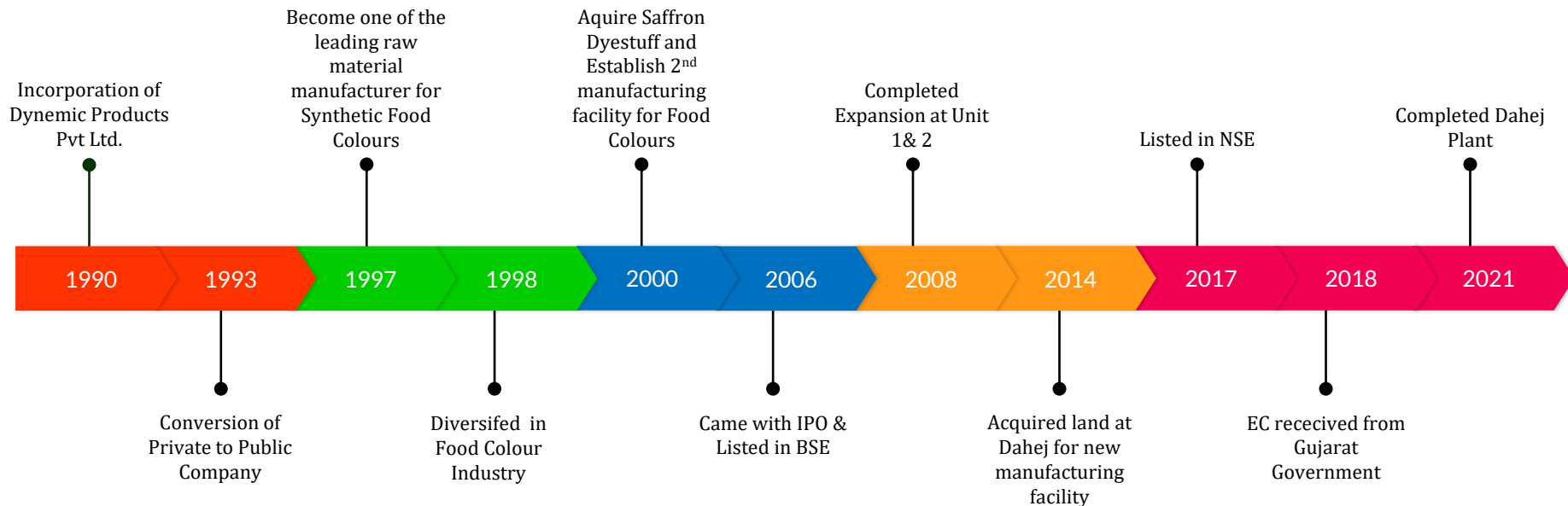


DYNEMIC[®]
PRODUCTS LTD.



Company Overview

Journey so far...



Product Overview



Food Colours

Water Soluble Colour, use
in Beverages, Animal Feeds,
Dairy Products, Toothpaste etc.



Lake Colours

Water Insoluble Colour, use in
Pharmaceuticals, Cosmetic &
Personal Care Products, Bakery
Products etc.



FD&C Colours

US FDA Certified Colours,
Use in Food, Pharmaceutical and
Cosmetics products



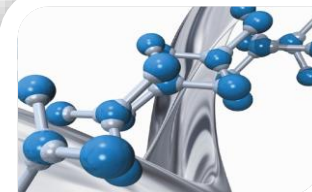
Blended Colours

Mixture of two or more Food
Colour or Lake colours. Blend to
create desire colour shade.



Salt Free Dyes

Special dyes Inkjet Industry,
Use in Cartridge Ink, Roller Ball
point Ink etc.



Dye Intermediates

Chemicals / raw material for
Food Colours, Paper Dyes,
Textile Dyes etc.

Product Application



Ice Cream



Soft Drinks



Cosmetic



Pet Food



Process Food



Bakery

Colours *for*



Cartridge Ink



Pharmaceutical



Confectionary



Tooth Paste

Backward & Forward Integration



Dye Intermediate

By backward integration, at Plant 3 we are going to produce major raw material of Food Colours by our own

Food Colours

Producing Complete range of Synthetic Food Colours in Powder, Granular and in Liquid Form

Lake Colours

Forward Integration : By using Food Colours, we are making Lake Colours which is specialize product use in Pharma and Cosmetic Industry

Core Strengths



Products manufactured at Dahej for backward integration will result into improvement of margins



Presence Over 74 Countries (including USA and UK)



One of the largest manufacturers of Synthetic Food Colours in the World



3 Manufacturing Facility with Production capacity 22,644 MT p.a.



Making more than 160 Colours

Corporate office and Manufacturing Units



Corporate Office:

B-301, Satyamev Complex-1,
Opp. Gujarat High Court,
S G Road, Sola, Ahmedabad-380 060,
Gujarat, INDIA.
Tel: +91-79-27663071
E-mail: info@dynemic.com
Web : www.dynemic.com



Manufacturing Plant 1:

6401/2, 6415-16, 6400, 6400/1, 6402
GIDC Near Hoechst India,
Ankleshwar, Dist: Bharuch, Gujarat
Tel: +91-2646-250517



Manufacturing Plant 2:

3709/6, 3710/1, 3713/1 GIDC
Near Telephone Exchange
Ankleshwar, Dist: Bharuch, Gujarat
Tel: + 91 - 2646 - 252767



Manufacturing Plant 3:

Plot No. D-3/3/1, DPL Road
GIDC, Dahej 392130,
Dist. Bharuch, Gujarat
+91 (2646) 252674



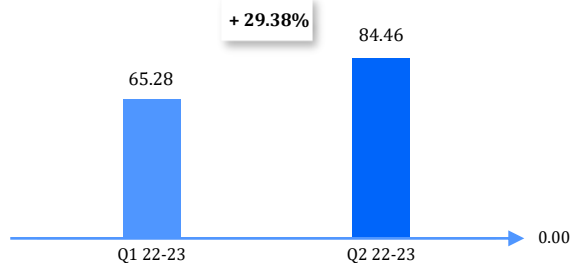
DYNAMIC[®]
PRODUCTS LTD.



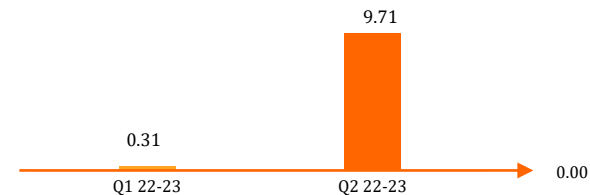
Financial Overview

Q2 2022-23 Comparison with Q1 (Consolidated)

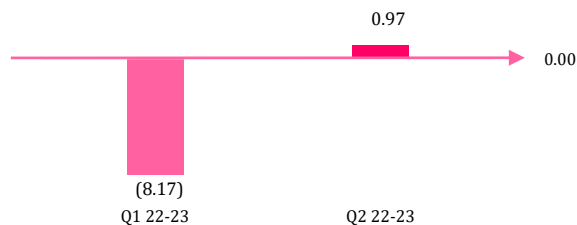
Revenue (Rs. In crores)



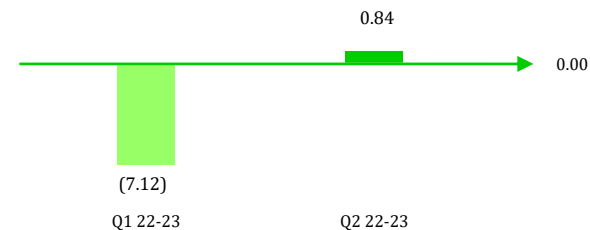
EBITDA (Rs. In crores)



PAT (Rs. In crores)



EPS (In Rs.)

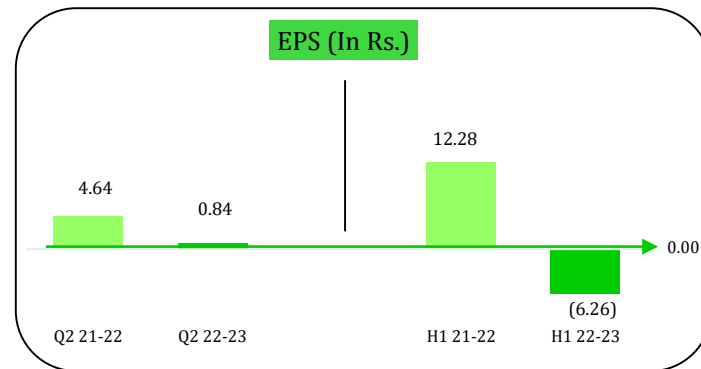
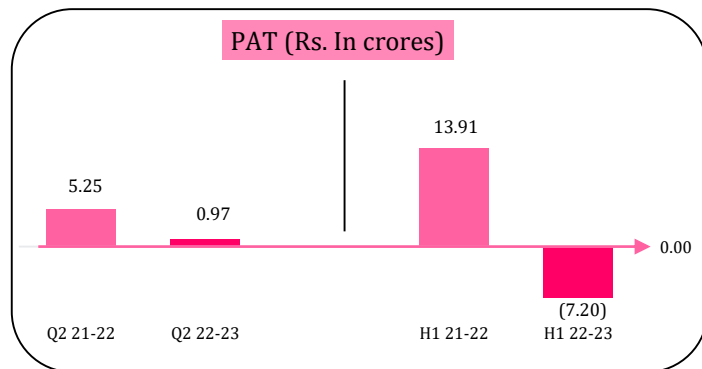
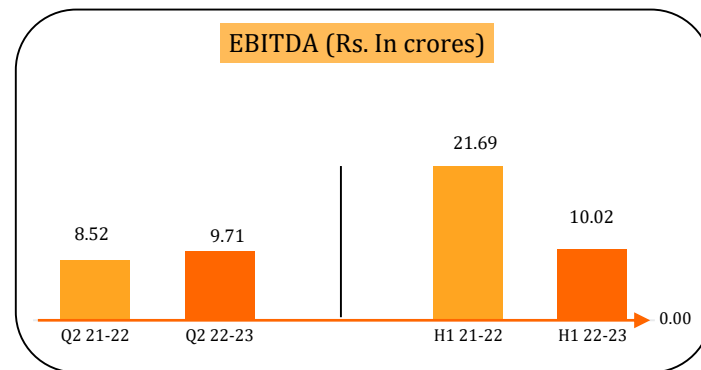
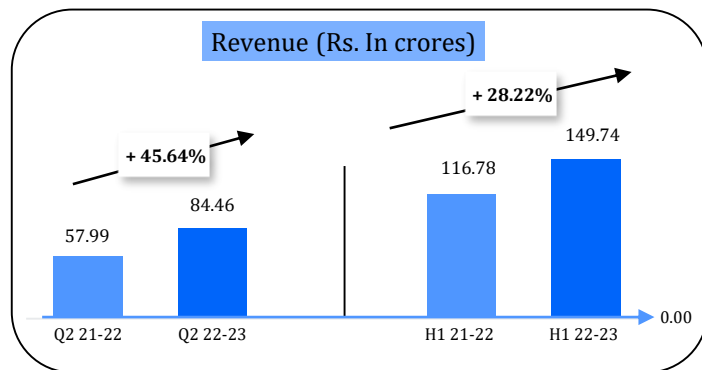


Profit and Loss Statement (Consolidated)

(Rs in Lakhs)

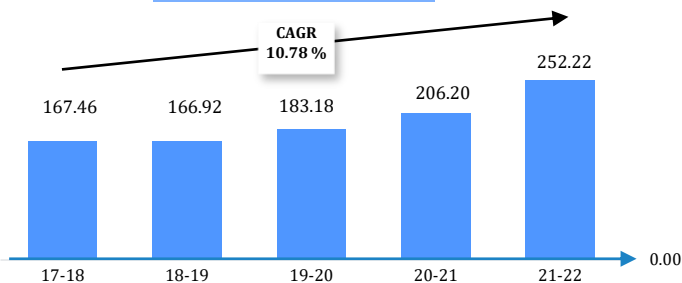
Particulars	Q2 22-23	Q1 22-23	H1 22-23
Revenue from Operations	8440.67	6523.35	14964.02
Other income	5.22	4.65	9.87
Total income	8445.89	6528.00	14973.89
EBITDA	971.20	30.76	1001.96
EBITDA %	11.50 %	0.47 %	6.69 %
Finance cost	451.93	428.55	880.48
Depreciation and amortization	421.69	416.58	838.27
Profit Before Tax	97.39	(814.41)	(717.02)
PBT %	1.15 %	(12.48 %)	(4.79 %)
Total tax	0.63	2.49	3.12
Profit After Tax	96.76	(816.90)	(720.14)
PAT %	1.15 %	12.51 %	(4.81%)
Basic EPS	0.84	(7.12)	(6.26)

Q2 2022-23 Comparison with last year (Consolidated)

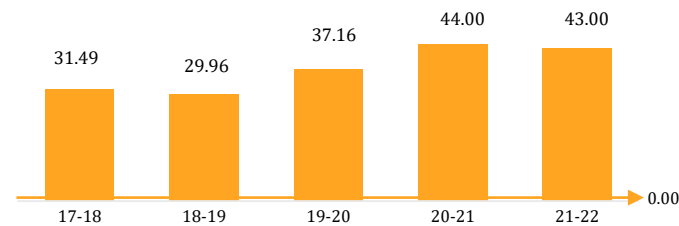


Previous years Key Highlights (Consolidated)

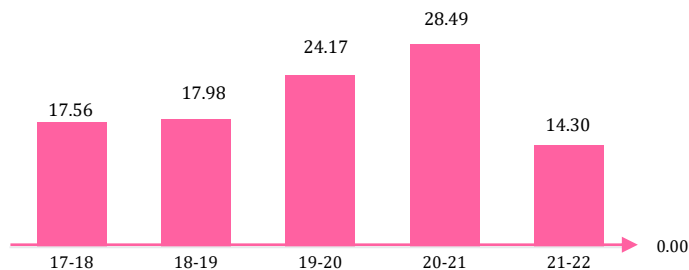
Revenue (Rs. In crores)



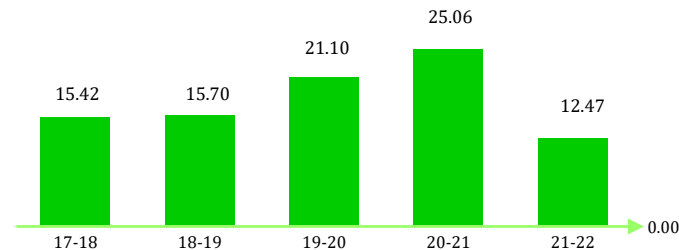
EBITDA (Rs. In crores)



PAT (Rs. In crores)

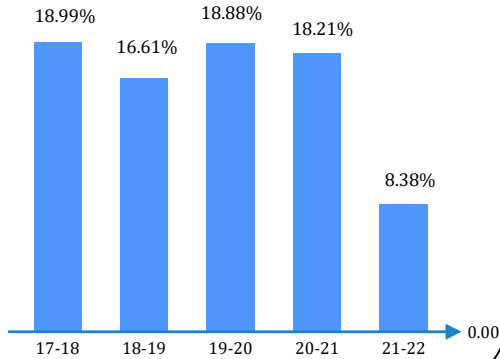


EPS (In Rs.)

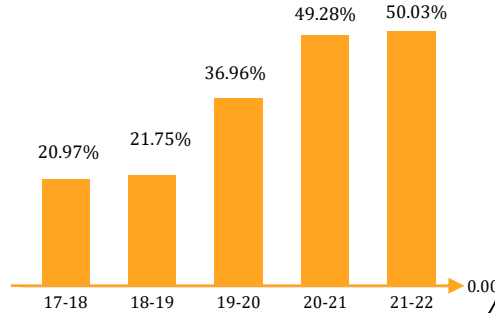


Previous years Accounting Ratios (Consolidated)

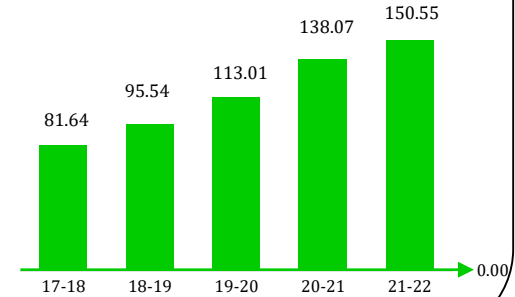
Return on Net Worth (%)



Net Debt to Equity Ratio (%)



Net Asset Value per Equity Share (Rs.)



- ❑ Revenue in H1 2021-22 was Rs. 116.78 crores and in H1 2022-23 is Rs. 149.74 crores. (increased by 28.22%)
- ❑ Revenue in Q1 2022-23 was Rs. 65.28 crores and in Q2 2022-23 is Rs. 84.46 crores (increased by 29.38%)
- ❑ PAT in Q1 2022-23 was Rs. (8.17) crores and in Q2 2022-23 is Rs. 0.97 crores.
- ❑ Ease of Container availability and also at low price, we assume that now onwards there will be no hurdles in exports.
- ❑ With stabilization in Global market, we also assume Dye Intermediate market will improve.
- ❑ With new added production capacity of Dahej plant, Revenue is gradually increasing.
- ❑ Considering above factors, Management is hopeful that performance of company will be achieved as expected.



Thank You !



Dynemic Products Limited

CIN: L24100GJ1990PLC013886

Email: info@dynemic.com / cs@dynemic.com

www.dynemic.com